

HDS Phone Survey

Description: Would you please set this survey up for us to preview. Thanks, Dave

Date Created: 4/2/2008 5:44:51 PM

Date Range: 4/7/2008 12:00:00 AM - 4/7/2008 12:00:00 AM

Total Respondents: 178

Q1. Do you currently have a land line phone connected in your residence hall room (i.e., a phone connected to your wall jack)?

Count	Percent		
92	51.69%		Yes
86	48.31%		No
178	Respondents		



Q2. How often do you use the land line phone?

Count	Percent		
4	4.40%		Daily
19	20.88%		Once or twice a week
11	12.09%		Once or twice a month
25	27.47%		Rarely
32	35.16%		Never
91	Respondents		


Q3. Please indicate your level of agreement with the following statements: - A land line phone is valuable to me.

Count	Percent		
10	10.99%		Strongly agree
23	25.27%		Somewhat agree
13	14.29%		Neutral
22	24.18%		Somewhat disagree
23	25.27%		Strongly disagree
91	Respondents		



Q4. Please indicate your level of agreement with the following statements: - Removing the land line phone from the residence halls would create a hardship for me.

Count	Percent		
8	8.79%		Strongly agree
9	9.89%		Somewhat agree
17	18.68%		Neutral
25	27.47%		Somewhat disagree
32	35.16%		Strongly disagree
91	Respondents		

Q5. Do you have a cell phone?

Count	Percent		
177	100.00%		Yes
0	0.00%		No
177	Respondents		

Q6. If you needed to make a 911 call from your residence hall room, which of the following would you prefer to use?

Count	Percent										
149	84.66%		Cell phone								
27	15.34%		Land line								
0	0.00%		Other (please specify)								
<table border="1"> <thead> <tr> <th>Count</th> <th>Percent</th> <th></th> <th></th> </tr> </thead> <tbody> <tr> <td>176</td> <td colspan="3">Respondents</td> </tr> </tbody> </table>				Count	Percent			176	Respondents		
Count	Percent										
176	Respondents										

Q7. How do you most often communicate with other students on campus?

Count	Percent														
2	1.14%		Land line												
121	68.75%		Cell phone												
14	7.95%		Social networking sites like Facebook or MySpace												
6	3.41%		Email												
31	17.61%		Face-to-face												
2	1.14%		Other (please specify)												
<table border="1"> <thead> <tr> <th>Count</th> <th>Percent</th> <th></th> <th></th> </tr> </thead> <tbody> <tr> <td>1</td> <td>50.00%</td> <td></td> <td>AIM</td> </tr> <tr> <td>1</td> <td>50.00%</td> <td></td> <td>some combination of everything except land line</td> </tr> </tbody> </table>				Count	Percent			1	50.00%		AIM	1	50.00%		some combination of everything except land line
Count	Percent														
1	50.00%		AIM												
1	50.00%		some combination of everything except land line												
176	Respondents														

Q8. Which of the following campus communication sources do you use most often? (Please rank your top 3 sources, with 1 being the source you use most often) - Collegian

Count	Percent		
30	24.39%		1
38	30.89%		2
55	44.72%		3
123 Respondents			

Q9. Which of the following campus communication sources do you use most often? (Please rank your top 3 sources, with 1 being the source you use most often) - KCSU

Count	Percent		
1	100.00%		1
0	0.00%		2
0	0.00%		3
1 Respondents			

Q10. Which of the following campus communication sources do you use most often? (Please rank your top 3 sources, with 1 being the source you use most often) - Web site

Count	Percent		
18	23.38%		1
24	31.17%		2
35	45.45%		3
77 Respondents			


Q11. Which of the following campus communication sources do you use most often? (Please rank your top 3 sources, with 1 being the source you use most often) - Table cards

Count	Percent		
5	15.15%		1
15	45.45%		2
13	39.39%		3
33 Respondents			




Q12. Which of the following campus communication sources do you use most often? (Please rank your top 3 sources, with 1 being the source you use most often) - RA

Count	Percent		
6	21.43%		1
8	28.57%		2
14	50.00%		3
28 Respondents			



Q13. Which of the following campus communication sources do you use most often? (Please rank your top 3 sources, with 1 being the source you use most often) - Word of mouth from friends and classmates

Count	Percent		
61	45.19%		1
47	34.81%		2
27	20.00%		3
135	Respondents		

Q14. Which of the following campus communication sources do you use most often? (Please rank your top 3 sources, with 1 being the source you use most often) - Social networking sites (e.g., Facebook, MySpace, etc.)

Count	Percent		
53	43.09%		1
42	34.15%		2
28	22.76%		3
123	Respondents		

Q15. Which of the following campus communication sources do you use most often? (Please rank your top 3 sources, with 1 being the source you use most often) - Other (please specify on next page)

Count	Percent		
1	16.67%		1
1	16.67%		2
4	66.67%		3
6	Respondents		

Q16. Please specify which "other" campus communication source(s) you prefer to use:

Count	Percent																														
6	100.00%																														
<table border="1"> <thead> <tr> <th>Count</th> <th>Percent</th> <th></th> <th></th> </tr> </thead> <tbody> <tr> <td>1</td> <td>16.67%</td> <td></td> <td>cell phone</td> </tr> <tr> <td>1</td> <td>16.67%</td> <td></td> <td>Cell Phone</td> </tr> <tr> <td>1</td> <td>16.67%</td> <td></td> <td>e-mail</td> </tr> <tr> <td>1</td> <td>16.67%</td> <td></td> <td>Phone</td> </tr> <tr> <td>1</td> <td>16.67%</td> <td></td> <td>Rec. Center</td> </tr> <tr> <td>1</td> <td>16.67%</td> <td></td> <td>Student FYI Emails</td> </tr> </tbody> </table>				Count	Percent			1	16.67%		cell phone	1	16.67%		Cell Phone	1	16.67%		e-mail	1	16.67%		Phone	1	16.67%		Rec. Center	1	16.67%		Student FYI Emails
Count	Percent																														
1	16.67%		cell phone																												
1	16.67%		Cell Phone																												
1	16.67%		e-mail																												
1	16.67%		Phone																												
1	16.67%		Rec. Center																												
1	16.67%		Student FYI Emails																												
6	Respondents																														